

































**Art and DT Long Term Planning Fishburn 2022 – 2023**

These plans should be read in conjunction with the progression skills document for both Art and DT


	Autumn 1	Autumn 2	Spring 1	Spring 2	Summer 1	Summer 2
<b>Pre School</b>	<b>All about me</b>	<b>All about Autumn</b>	<b>Stories and Songs</b>	<b>Watch them Grow</b>	<b>A Teddy Bears Picnic</b>	<b>Down on the Farm</b>
<b>Art focus</b>	<p><b>Painting &amp; Drawing</b></p> <p>Sing nursery rhymes. Use tools and paint to represent themselves and their family.</p> <p><b>Link artist: Joan Miro</b></p> 	<p><b>Printing &amp; Collage</b></p> <p>Create an autumn tree using collage techniques</p> <p><b>Link artist: Pablo Picasso</b></p> 	<p><b>Painting</b></p> <p>Spin Art</p> <p><b>Link artist: Callen Schaub</b></p> 	<p><b>Mixed Media</b></p> <p>Create a mixed media picture based on growing</p> <p><b>Link Artist: Claude Monet</b></p> 	<p><b>Sculpture</b></p> <p>Create a teddy sculpture out of different mediums eg play dough / clay</p> <p><b>Link Artist: Elliot Walker (glass art)</b></p> 	<p><b>Digital Media</b></p> <p>Farmyard art</p> <p><b>Link artist: Lucy Pittaway (local artist)</b></p> 
<b>DT focus</b>	To be picked up in enhanced provision	<b>Textiles</b>	To be picked up in enhanced provision	To be picked up in enhanced provision	<b>Cooking and Nutrition</b>	To be picked up in enhanced provision
	Design Make Evaluate	Create a Christmas craft from a variety of materials			Design a menu to take on our Teddy Bears picnic	
<b>Nursery</b>	<b>All about me and where I live</b>	<b>All about Autumn and woodland creatures</b>	<b>Once upon a time...</b>	<b>Spring has sprung</b>	<b>We're going on a bear hunt!</b>	<b>Oh! I do like to be beside the seaside</b>
<b>Art focus</b>	<p><b>Drawing</b></p> <p>Stencilling around gingerbread men shapes</p> <p><b>Link Artist: Samar Asamoah</b></p>	<p><b>Collage</b></p> <p>Learn autumn/weather songs. Explore the sounds of a forest. Combine materials to create an owl collage.</p> <p><b>Link artist: Sophie Standing</b></p>	<p><b>Mixed Media &amp; Digital Media</b></p> <p>Collaborative art work</p> <p><b>Link illustrator: Brothers Grimm</b></p>	<p><b>Sculpture</b></p> <p>Play with or create props related to the life cycle of a butterfly. Use a chosen media (objects) to represent what they know about a life cycle.</p>	<p><b>Drawing</b></p> <p>Draw different bears</p> <p><b>Link Illustrator: Helen Oxenbury</b></p> 	<p><b>Painting and Printing</b></p> <p>Paint the seaside</p> <p><b>Link Artist: JM Turner</b></p> 







				<p>Link illustrator: Eric Carle</p> 		
<p><b>DT focus</b></p> <p>Design Make Evaluate</p>	To be picked up in enhanced provision	<p><b>Textiles</b></p> <p>Create a Christmas craft from a variety of materials building on last year's knowledge and skills.</p>	To be picked up in enhanced provision	To be picked up in enhanced provision	<p><b>Cooking and Nutrition</b></p> <p>Design bread by adding an ingredient. <b>Baker: Greggs/local area</b></p>	To be picked up in enhanced provision
Reception	<b>All about me and how I have grown</b>	<b>Spells and Sparkles</b>	<b>Out of this world</b>	<b>Growing Green and Natural Habitats</b>	<b>Superheroes</b>	<b>A Pirates life for me</b>
<p><b>Art focus</b></p>	<p><b>Drawing</b></p> <p>Self-portraits: Children will develop their understanding of effects on people. To create sketch books to record their observations and use them to review and revisit ideas</p> <p><b>Link artist: Kelvin Okafor</b></p> 	<p><b>Collage</b></p> <p>Halloween / Christmas collage</p> <p><b>Link artist: Pablo Picasso build on knowledge from Pre-school</b></p> 	<p><b>Printing &amp; Painting</b></p> <p>Space and alien painting</p> <p><b>Link Artist: Andy Warhol</b></p> 	<p><b>Mixed Media</b></p> <p>Create food art</p> <p><b>Textile artist: Kate Jenkins</b></p> 	<p><b>Drawing</b></p> <p>Design a potato head.</p> <p><b>Link artist: Peter Slade</b></p> 	<p><b>Digital Media &amp; Sculpture</b></p> <p><b>Sculptures inspired by the Tommy Statue at Seaham</b></p> <p><b>Link Artist: Ray Lonsdale</b></p> 
<p><b>DT focus</b></p> <p>Design Make Evaluate</p>	To be picked up in enhanced provision	To be picked up in enhanced provision	<p><b>Structures</b></p> <p>Build a moon buggy with wheels / axels</p>	<p><b>Cooking and Nutrition</b></p> <p>Design a healthy meal plate, eat and evaluate</p>	To be picked up in enhanced provision	<p><b>Textiles</b></p> <p>Create a woven garment as part of pirate topic.</p>

				<b>5 a day campaign</b>		
<b>Year 1 &amp; Year 2</b>	<b>Me and my journey to school</b>	<b>Growing and changing</b>	<b>Great Fire of London</b>	<b>Belonging and Being different – Mary Seacole</b>	<b>A trip to the coast</b>	<b>Suffragettes</b>
<b>Art focus</b>	<p><b>Drawing</b></p> <p>Revisit Self-portraits: Children will develop their understanding of effects on people. To create sketch books to record their observations and use them to review and revisit ideas</p> <p><b>Link artist: Kelvin Okafor</b></p> 	<p><b>Sculpture and mixed media</b></p> <p>Create wire flower garden: To use a range of materials creatively to design and make products</p> <p><b>Link artist: Alexander Calder</b></p> 	<p><b>Collage</b></p> <p>Great fire of London Collage</p> <p><b>Link Artist: Ron Embleton</b></p> 	<p><b>Drawing &amp; Collage</b></p> <p><b>Textiles</b></p> <p>Design and make hand puppets using a running stitch</p> <p>Design purposeful, functional, appealing products for other users. Select from and use a wide range of materials including textiles.</p> <p><b>Puppeteer: Sarg</b></p> 	<p><b>Painting</b></p> <p><b>Painting and Printing</b></p> <p>Paint the seaside – building on knowledge from EYFS</p> <p><b>Link Artist: JM Turner</b></p> 	<p><b>Printing &amp; Digital Media</b></p> <p>Toys</p> <p><b>Link Artist: Nick Park</b></p> 
<b>DT focus</b>			<p><b>Structures – Bridges &amp; Towers</b></p> <p>Design and build a bridge, Select from and use a wide range of materials and components, including construction materials, Build structures, exploring how they can be made stronger, stiffer and more stable.</p> <p><b>Engineer: Thomas Telford</b></p>		<p><b>Cooking and Nutrition</b></p> <p>Visit to local supermarket to buy and prepare food with an understanding of where produce comes from. Building on 5 a day plate in EYFS.</p>	<p><b>Mechanisms</b></p> <p>Sliders - moving toy picture / Moving toy car (Wheels, sliders and axels covered)</p>
<b>Year 3</b>	<b>Rivers and Mountains</b>	<b>Industrial Revolution</b>	<b>Stone Age to Iron Age</b>	<b>Belonging and Being different - Florence Nightingale</b>	<b>Scott of Antarctica</b>	<b>Ancient Egypt</b>
<b>Art focus</b>	<b>Drawing</b>	<b>Mixed Media &amp; Digital Media</b>	<b>Drawing &amp; Collage</b>	<b>Printing</b>	<b>Painting</b>	<b>Sculpture</b>

	<p>Revisit: Self-portraits Children will develop their understanding of effects on people. To create sketch books to record their observations and use them to review and revisit ideas</p> <p><b>Link artist: Kelvin Okafor</b></p> 	<p>Industrial revolution art from Middlesbrough</p> <p><b>Link Artist: Mackenzie Thorpe (local)</b></p> 	<p>Design and create a blanket using a range of stitches and embellishments. Select from and use a wider range of materials including textiles Select from and use a wider range of tools and equipment</p> <p><b>Blanket pioneer: Thomas Blanquette</b></p> 	<p>Portrait study of Florence Nightingale</p> <p><b>Link Artist: Henrietta Rae</b></p> 	<p>Watercolour paintings</p> <p><b>Link Artist: Dr E A Wilson – watercolour artist from the expedition</b></p> 	<p>Create a mummy and a sarcophagus</p> <p><b>Link Artist: Alaa Awad (Egyptian contemporary artist)</b></p> 
<p><b>DT focus</b></p> <p>Design Make Evaluate</p>	<p><b>Mechanisms</b> Design and make a boat exploring how they can be made stable. Explore mechanisms e.g. levers, pulleys, <b>Designer: Jam</b></p>	<p><b>Structures - Boxes and Houses</b> Create houses and compare to modern day</p>		<p><b>Textiles</b> Sewing project linked to topic</p>	<p><b>Cooking and Nutrition</b> Prepare and try a selection of dishes that might have been available during this era and compare to modern day / link to fairtrade work</p>	
<p><b>Year 4 &amp; Year 5</b></p>	<p><b>Fishburn's past</b></p>	<p><b>Ancient Egypt</b></p>	<p><b>Ancient Greece</b></p>	<p><b>Belonging and Being different – Grace Darling</b></p>	<p><b>Saxons, Vikings and Romans</b></p>	<p><b>Rainforest of the world</b></p>
<p><b>Art focus</b></p>	<p><b>Drawing</b> Revisit: Self-portraits Children will develop their understanding of effects on people. To create sketch books to record their observations and use them to review and revisit ideas <b>Link artist: Kelvin Okafor</b></p>	<p><b>Sculpture</b> <b>Link Artist: Alaa Awad (Egyptian contemporary artist)</b></p> 	<p><b>Collage and sculpture</b> Create Greek pottery <b>Link Artist: AJ winner from pottery throwdown 2022</b></p> 	<p><b>Digital Media &amp; Printing</b> Oil and portrait study of Grace Darling <b>Link Artist: Thomas Brooks (artist of GD picture)</b></p>	<p><b>Painting</b> Painting of a dragon's head Build on Sketchbooks from autumn 1 – explore basic colour mixing and applying To develop a wide range of art and design techniques in using colour, pattern, texture,</p>	<p><b>Mixed Media</b> Animal portraits Children will experiment with different mediums for different effects, including tone and proportion. To create sketch books to record their observations and use them to review and revisit ideas</p>



					line, shape, form and space  <b>Link illustrator: Christopher Paolini</b> <b>Link artist- Walid Siti</b>  	<b>Link artist: Gary Hodges</b>  
<b>DT focus</b>  Design Make Evaluate			<b>Mechanisms</b> Design and create catapults Select from and use a wider range of materials and components, including construction materials Understand and use mechanical systems e.g. levers, pulleys, linkages and gears. <b>Engineer/Inventor: Archimedes</b>	<b>Textiles</b>  Sewing / weaving project linked to topic	<b>Cooking and Nutrition</b>  Create a Stone Age meal. Exploring food from a historical period. Understand and apply the principles of a healthy and varied diet Prepare and cook using a range of cooking techniques e.g. cutting, peeling, chopping Understand seasonality. <b>Chef: Nicholas Ekstedt</b>	<b>Structures</b> Design and create rainforest shelters Select from and use a wider range of tools and equipment. Select from and use a wider range of materials Apply their understanding of how to strengthen, stiffen and reinforce more complex structures <b>Engineer: Isambard Kingdom Brunel</b>
<b>Year 5 &amp; 6</b>	<b>Battle of Hastings</b>	<b>Earth and Space - Cosmic</b>	<b>Earth and Space - Cosmic</b>	<b>Belonging and Being Different – Martin Luther</b>	<b>Mayans</b>	<b>Victorians</b>
<b>Art focus</b>	<b>Drawing</b>  Revisit Self-portraits Children will develop their understanding of effects on people. To create sketch books to record their observations and use	<b>Collage &amp; Painting</b>  <b>Link Artist: Andy Warhol pick up links from EYFS</b>	<b>Sculpture</b>  Negative space sculpture. To improve their mastery of art and design techniques, including drawing, painting and sculpture with a range of materials	<b>Drawing</b>  Design and create a hot air balloon using a range of advanced stitches and embellishments Select from and use a wider range of	<b>Mixed Media &amp; Digital Media</b>  <b>Link Artist: Study of Mayan art</b>	<b>Printing</b>  Printing in the Victorian era to include silk printing  <b>Link Artist: Helen Allingham</b>

	<p>them to review and revisit ideas  <b>Link artist: Kelvin Okafor</b></p> 		<p><b>Link artist: Barbara Hepworth and Henry Moore</b></p> 	<p>materials Select from and use a wider range of tools and equipment:</p> <p><b>Engineer: Per Lindstrand</b>  <b>Artist: Tomas Saraceno</b></p> 		
<p><b>DT focus</b></p> <p>Design  Make  Evaluate</p>	<p><b>Structures</b>  Apply their understanding of how to strengthen, stiffen and reinforce more complex structures Understand and use mechanical systems e.g. levers, cams, pulleys, gears and linkages</p>	<p><b>Electrics</b>  <b>Create a space themed game which includes</b>  series circuits incorporating switches, bulbs, buzzers and motors and control of programming</p>	<p><b>Cooking and Nutrition</b>  Design and make a stew using traditional vegetables and world spices Understand and apply the principles of a healthy and varied diet Prepare and cook a using a range of cooking techniques e.g. cutting, chopping, peeling, boiling. Understand seasonality.  <b>Chef: Heston Blumenthal</b></p>		<p><b>Textiles</b>  Mayan Weaving</p>	<p><b>Cooking and Nutrition</b>  Make traditional Victorian gingerbread Understand and apply the principles of a healthy and varied diet Prepare and cook a using a range of cooking techniques e.g. measuring, weighing, sieving, mixing, rolling, portioning Understand seasonality.  <b>Chef: Mary Berry</b></p>